

**Site Usage**

**1,268,051** Visits

**42.79%** Bounce Rate

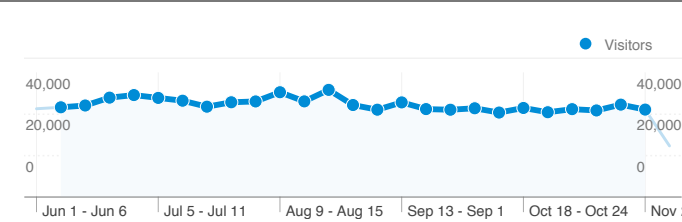
**2,984,406** Pageviews

**00:02:40** Avg. Time on Site

**2.35** Pages/Visit

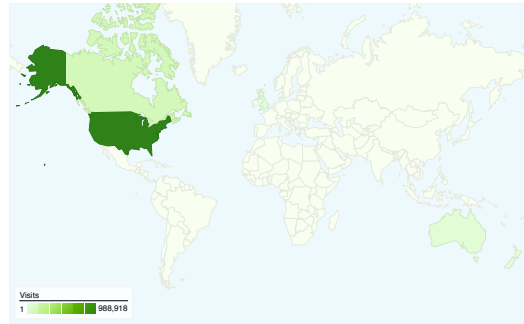
**30.06%** % New Visits

**Visitors Overview**

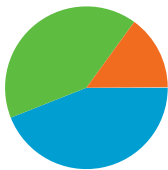


**Visitors**  
**387,318**

**Map Overlay world**



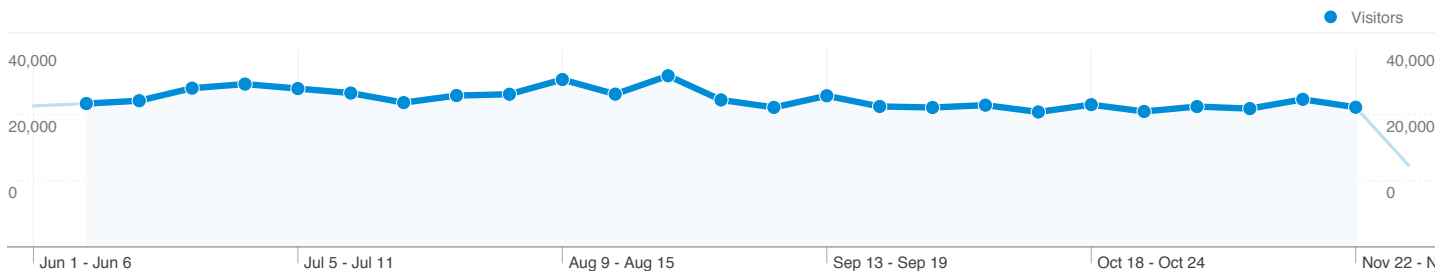
**Traffic Sources Overview**



- **Direct Traffic**  
557,992.00 (44.00%)
- **Referring Sites**  
519,963.00 (41.00%)
- **Search Engines**  
189,056.00 (14.91%)
- **Other**  
1,040 (0.08%)

**Content Overview**

Pages	Pageviews	% Pageviews
/	1,028,640	34.47%
/blog/	814,253	27.28%
/index.html	127,573	4.27%
/blog/2009/06/the-man-in-the-	44,257	1.48%
/blog/2009/08/the-fog-of-	39,424	1.32%



## 387,318 people visited this site

1,268,051 Visits

387,318 Absolute Unique Visitors

2,984,406 Pageviews

2.35 Average Pageviews

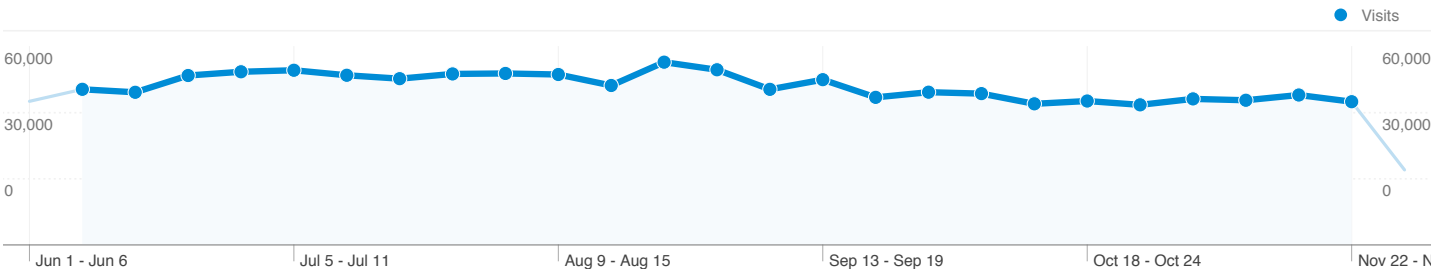
00:02:40 Time on Site

42.79% Bounce Rate




30.06% New Visits

## Technical Profile

Browser	Visits	% visits	Connection Speed	Visits	% visits
Internet Explorer	549,680	43.35%	Cable	460,104	36.28%
Firefox	457,135	36.05%	DSL	341,759	26.95%
Safari	199,526	15.73%	Unknown	283,553	22.36%
Chrome	33,759	2.66%	T1	133,766	10.55%
Opera	15,048	1.19%	Dialup	38,363	3.03%



All traffic sources sent a total of 1,268,051 visits

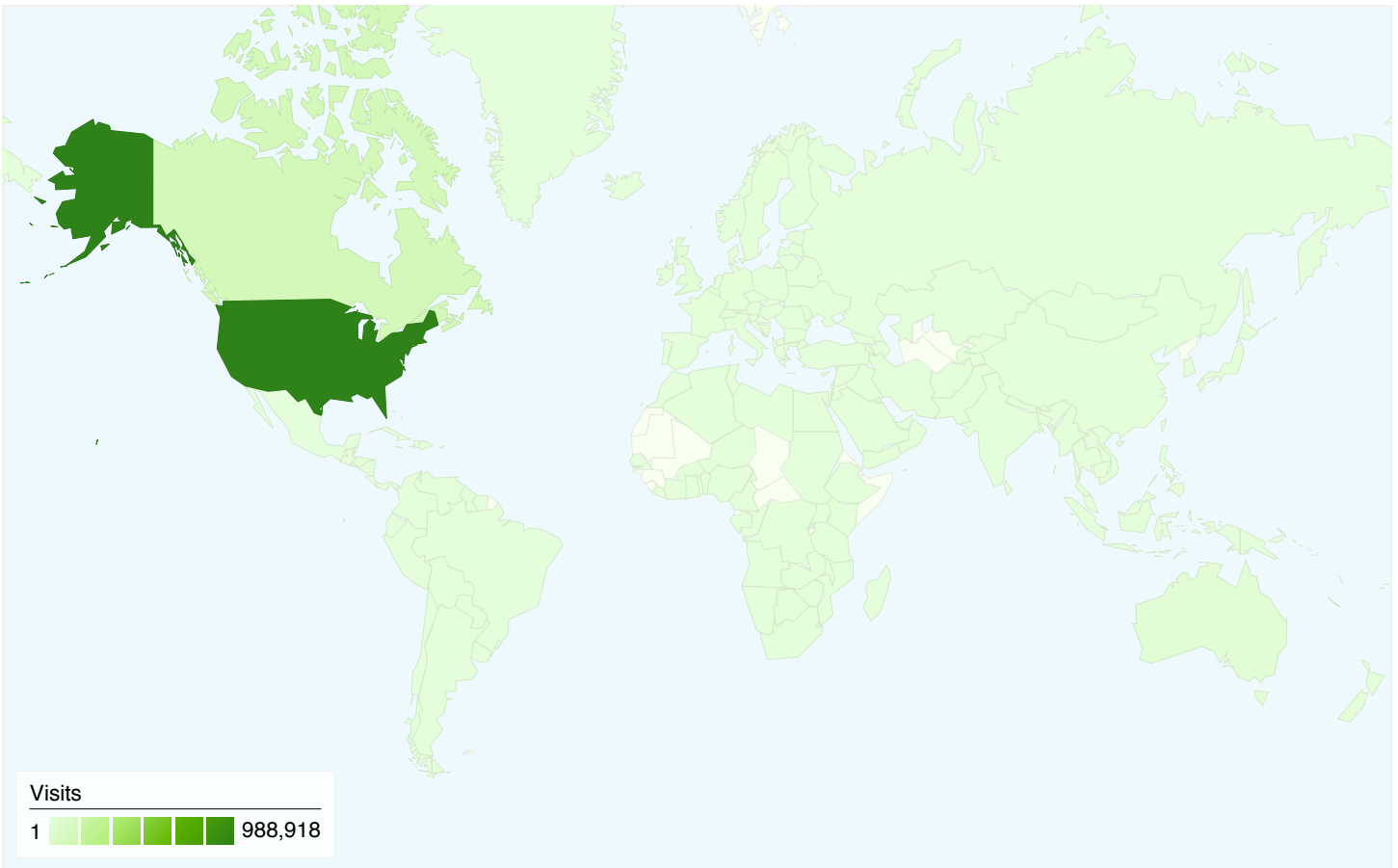
-  44.00% Direct Traffic
-  41.00% Referring Sites
-  14.91% Search Engines



- **Direct Traffic**  
557,992.00 (44.00%)
- **Referring Sites**  
519,963.00 (41.00%)
- **Search Engines**  
189,056.00 (14.91%)
- **Other**  
1,040 (0.08%)

## Top Traffic Sources

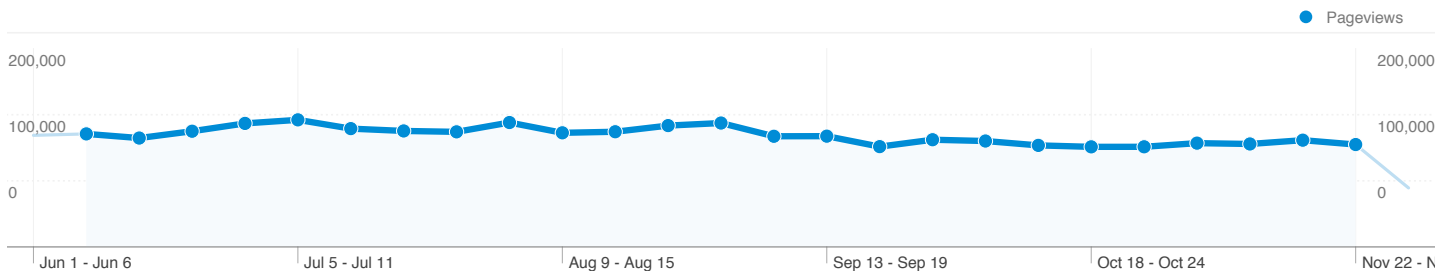
Sources	Visits	% visits	Keywords	Visits	% visits
(direct) ((none))	557,992	44.00%	kunstler	67,621	35.77%
jameshowardkunstler.typepad.	208,894	16.47%	james howard kunstler	36,289	19.19%
google (organic)	163,435	12.89%	james kunstler	17,897	9.47%
kunstler.com (referral)	95,899	7.56%	kunstler.com	8,382	4.43%
urbansurvival.com (referral)	28,114	2.22%	kuntsler	6,021	3.18%



**1,268,051 visits came from 194 countries/territories**

Site Usage						
Visits	Pages/Visit	Avg. Time on Site	% New Visits	Bounce Rate		
<b>1,268,051</b> % of Site Total: 100.00%	<b>2.35</b> Site Avg: 2.35 (0.00%)	<b>00:02:40</b> Site Avg: 00:02:40 (0.00%)	<b>30.11%</b> Site Avg: 30.06% (0.16%)	<b>42.79%</b> Site Avg: 42.79% (0.00%)		
Country/Territory	Visits	Pages/Visit	Avg. Time on Site	% New Visits	Bounce Rate	
United States	<b>988,918</b>	2.37	00:02:40	29.74%	42.44%	
Canada	<b>117,371</b>	2.37	00:02:34	29.99%	43.06%	
United Kingdom	<b>31,812</b>	2.26	00:02:36	33.36%	45.71%	
Australia	<b>26,946</b>	2.30	00:02:43	29.47%	42.13%	
New Zealand	<b>11,369</b>	2.38	00:02:45	25.72%	37.38%	
Germany	<b>8,207</b>	2.27	00:03:05	34.98%	44.24%	
(not set)	<b>5,568</b>	2.50	00:02:26	28.07%	33.44%	
France	<b>5,208</b>	2.19	00:02:23	33.97%	46.77%	
Netherlands	<b>4,944</b>	2.22	00:02:42	34.97%	45.61%	

Ireland	<b>3,881</b>	2.43	00:02:44	34.24%	38.39%
					1 - 10 of 194



Pages on this site were viewed a total of 2,984,406 times

2,984,406 Pageviews

2,569,922 Unique Views

42.79% Bounce Rate

## Top Content

Pages	Pageviews	% Pageviews
/	1,028,640	34.47%
/blog/	814,253	27.28%
/index.html	127,573	4.27%
/blog/2009/06/the-man-in-the-mirror.html	44,257	1.48%
/blog/2009/08/the-fog-of-numbers.html	39,424	1.32%